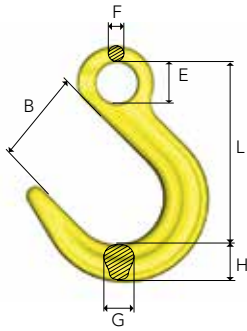


## Foundry Hook OKE



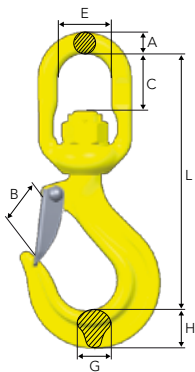
Art. no.	Code	WLL tonnes*	L	B	E	F	G	H	Weight kg
Z100853	OKE-7/8-10	2.6	124	63	28	12	21	26	0.8
Z100854	OKE-10-10	4.0	151	76	34	15	26	30	1.4
Z100855	OKE-13-10	6.8	184	90	44	19	33	39	2.8
Z100898	OKE-16-10	10.3	218	102	56	23	40	46	4.9
Z101340	OKE-20-10	16.0	247	114	60	27	46	60	7.2
Z101341	OKE-22-10	20.0	275	120	64	31	60	70	11.3
Z101342	OKE-26-10	27.3	300	113	70	35	64	77	16.0

Fulfills requirements in: EN 1677:2008 (WLL +25%), ASTM A952/A952M-02 and AS 3776:2015.

For larger sizes, see Classic Grade 8.

## Swivel Latch Hook LKN

Sling hook with swivel for improved positioning of the hook before the load is lifted (360° rotation).

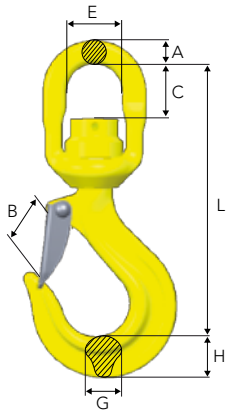


Art. no.	Code	WLL tonnes*	For chain dim.	L	B	C	E	A	G	H	Weight kg
Z101345	LKN-7/8-10	2.6	7, 8	155	28	28	38	12	18	24	0.8
Z101346	LKN-10-10	4.0	10	192	35	37	44	15	23	31	1.5
Z101347	LKN-13-10	6.8	13	238	40	47	48	19	28	38	3.1
Z101348	LKN-16-10	10.3	16	295	53	65	61	25	34	43	5.3

Fulfills requirements in: EN 1677:2008 (WLL +25%), ASTM A952/A952M-02 and AS 3776:2015.

## Swivel Latch Hook LKNK

Swivel latch hook with ball bearing for 360° rotation under full WLL.

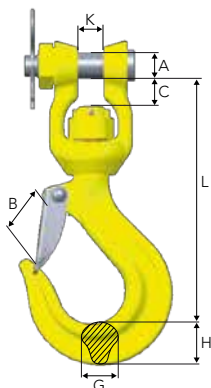


Art. no.	Code	WLL tonnes*	For chain dim.	L	B	C	E	A	G	H	Weight kg
Z101349	LKNK-7/8-10	2.6	7, 8	154	28	28	38	12	18	24	0.9
Z101350	LKNK-10-10	4.0	10	191	35	35	44	15	23	31	1.6
Z101351	LKNK-13-10	6.8	13	236	40	45	48	19	28	38	3.3
Z101352	LKNK-16-10	10.3	16	293	53	62	61	25	34	43	5.6
Z101354	LKNK-22-10	20.0	22	400	74	80	80	35	43	67	15.1

Fulfills requirements in: EN 1677:2008 (WLL +25%), ASTM A952/A952M-02 and AS 3776:2015.

## Clevis Swivel Hook LKNG

For direct connection to cranes or similar applications. With ball-bearing for 360° rotation under full WLL.



Art. no.	Code	WLL tonnes*	For chain dim.	L	B	C	A	G	H	K	Weight kg
Z101353	LKNG-16-10	10.3	16	258	53	30	28	34	43	27	5.7

Fulfills requirements in: EN 1677:2008 (WLL +25%), ASTM A952/A952M-02 and AS 3776:2015.